COMO-PRO-CODE-A1 NT Digital entry unit with code lock, key ring reader and 1 key button

COMO-PRO-CODE series is the continuation and next generation of the well known FAMILIO-PRO series panels. The change is not only in the name; this is also a completely new design of the unit's control electronics for even greater reliability and capabilities of the device. Third generation of these units features: support for larger (longer) installations, greater number of subscribers, remote device management (from any place in the system), software update and full proximity key fob management with "master" and "super master". The panel will be developed all the time and with software updates all new functionalities and possibilities of the panel will be available for those who already purchased the product before. The door entry unit features a code lock, proximity key fob reader, illuminated buttons and text field. COMO panels are dedicated for single and multi-family houses. The combination of modern technology with brushed stainless steel creates a timeless solution for individual customers who appreciate design and functionality.

Index	COMO-PRO-CODE-A1 NT
Description	Digital entry unit for PRO system, with code lock, proximity key fob reader and 1 call button
Design	2mm thick flat front panel with brushed stainless steel buttons
Modules	– Code lock – individual 4-digit code for each apartment – one individually illuminated call button and illuminated text field – Unique 125 kHz (ACC) proximity key fob reader integrated with the bottom text field
Max. number of subscribers	1
Installation	Surface mounted
Installation type	Digital PRO system: min. 3 wires or twisted pair cat. 5e or 6
Dimensions	Panel 174,8×67,8 Flush mounting box 177,1x70x41/30
Line length	Max. 1000m
Power supply	15V DC / 400mA
Power consumption in standby mode	~ 2,5W
Outputs	2 x screw connectors, can be disconnected: – connection of different e-lock (max. 1.5A, including conventional or reversible e-lock) or a CDN-PK relay module (max. 5A contact rating, such as electromagnetic jumper, gate) 5 x screw terminals separable (PRO system bus connection): – audio signal connection: “LINE” – power supply connection: “+DC” and “-DC” – video signal connection: “V+” and “V-” 1 x RJ45 connector: – bus connection of the PRO system
Inputs	2 x screw connectors, can be disconnected: – connection of external opening button (NO contact) such as bell button, adjustable delay time up to max. 25s.

ACO © All rights reserved

	2 x screw connectors, can be disconnected: – possibility to power an e-lock from a separate power supply (DC or AC)
Facilities for people with disabilities	– audible and optical signalling of panel functions – auto-open function: automatic opening of the door when someone rings (function activated on GLASS-PRO- 7/MPRO7 receivers or via optional PRO-I/O module connected to the system bus) – opening door without having to answer the call: by means of an additional button or remote control (required for connection to the terminals of the panel or to the optional PRO-I/O module connected to the system bus) – optional connection of additional acoustic or light signalling device for ringing (optional PRO-I/O module required, connected to the system bus)
Features	– Intuitive and comfortable use and configuration – resistant to vandalism and weatherproof (from -20 to 50ºC) – individually illuminated call buttons with backlit, easily interchangeable description fields – access control – built-in proximity key fob reader integrated in the bottom description field and support for 1020 individual opening codes and 1 code for administrator (available via PC software) – user changeable codes, 1 code active by default, others can be activated via direct dial button or PC – support for 10 proximity key fobs (10 per apartment) – two key fobs in each set (including one “Master” key fob) assigned to the first apartment – expandable to up to 10240 proximity key fobs despite less number of physical call buttons including 10 key fobs for administrator (accessible from PC) – acoustic door opening signal in apartment- only for key fobs and codes assigned to apartment (for UPRO, MPRO, xPRO800, GLASS-PRO-7 receivers; function can be switched off from PC) – support for multiple expansion modules to increase system functionality – optional dialling using the numeric keypad (option deactivated by default) – home automation: control of external devices such as entrance gate, barrier, lighting, roller shutters (optional PRO-I/O module is required, connected to the system bus) both using an access code and a proximity key fob – option to connect multiple ringing receivers simultaneously – receiver presence detection (the panel won’t ring if the receiver is missing) – option of protected door opening control: e-lock connected to optional PRO-I/O module (relay contacts) and the panel activates opening via the system bus – compatible with all digital devices running in PRO, PRO-A systems New functions of 3rd generation COMO-PRO-CODE panels: – connecting two panels in one system: 1 x master and 1 x slave (optional PRO-VIDEO-SW2-60 (G3) module required)

ACO © All rights reserved

Schema

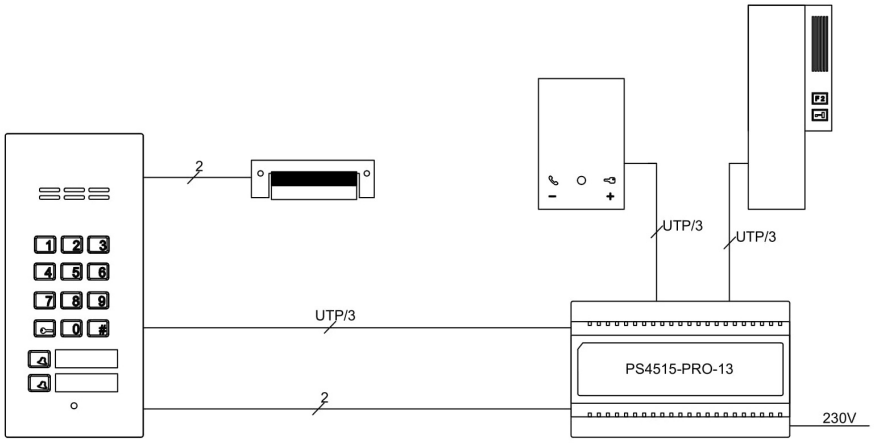

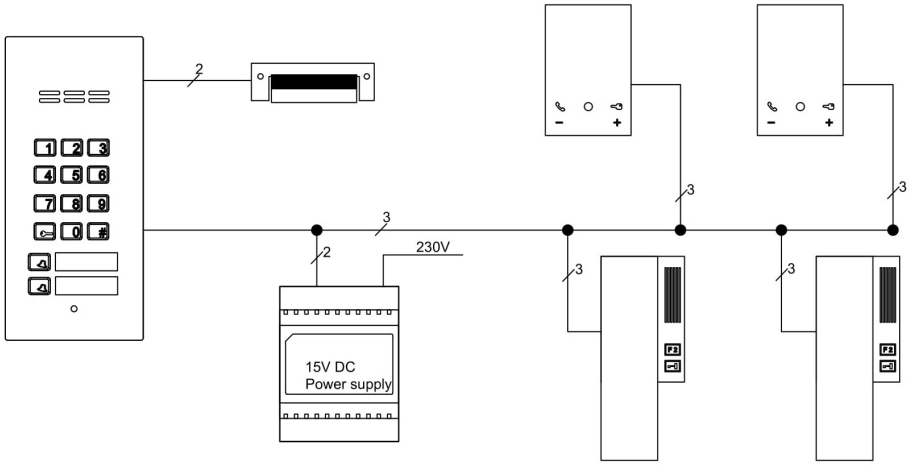

ACO © All rights reserved

Dimensions

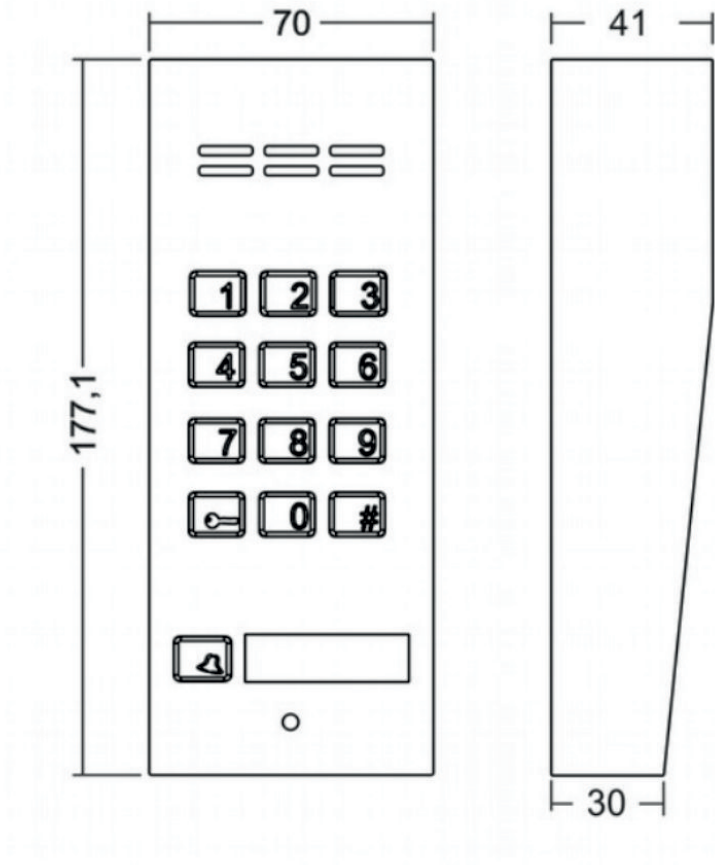

ACO © All rights reserved